



HIDDEN LEADERS

Rules

Important Note:

This version of Hidden Leaders is a prototype.

Rules and components may change until final release.

Credits:

Artist: Satoshi Matsuura

Graphic Design: Roland MacDonald, Raphael Stocker, Markus Müller

Game Design: Raphael Stocker, Andreas Müller, Markus Müller

Content & Story: Andreas Müller

Copyright: BFF Spiele - Verein zur Förderung von Brett-, Karten und Rollenspielen







More information on: www.hidden-leaders.com

Contact: info@bbfgames.org

BACKGROUND

The island of Oshra is in turmoil. Following the death of the Emperor, the conflict between the Hill Tribes and the Imperial Army escalated. While the Water People try to maintain balance between the old rivals, the Undead aim to cause an outright war. All hope rests on the six children of the Emperor: *Who will claim the throne?*


GOAL OF THE GAME

- In Hidden Leaders, each player takes on the role of 1 of 6 secret leaders. Every leader is allied with 2 of the 4 factions: the **Hill Tribes** , the **Imperial Army** , the **Water People** , and the **Undead** .
- During the game, the players play hero cards to influence the power of the **Hill Tribes**  (green marker) and the **Imperial Army**  (red marker).
- After a certain number of heroes have been played, the game ends. The position of the 2 markers results in a victory for 1 of the 4 factions.
- Each player who is aligned with the winning faction can claim the victory. However, they must have more heroes of this faction than any other competitor.

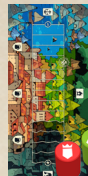
GAME COMPONENTS



6x Leader cards



73x Hero cards



1x Board
2x Markers



8x Summary and Support cards

SETTING UP A GAME

We recommend to start with the basic game.

This shorter, 52-card tutorial version of the game makes it easier to get started. It follows the same rules as the full version. Follow the instructions under (4.) on page 5 to set up the basic game.

1. Shuffle the 6 **Leader cards** and deal 1 to each player in secret.
Your Leader card defines which of the 2 factions you are aligned with. You must keep this card secret, but may look at it any time.
2. Place the 2 power markers (red and green) on the **starting position** of the power track.
3. Place the **Deceased Emperor** hero card face-up into the **Graveyard**.

4. Shuffle the remaining **72 Hero cards** and place the pile next to the **Harbor** slot on the board to form the drawing pile.

For the basic (tutorial) game: Remove all advanced cards, indicated by a (+) in their left corners. 52 hero cards should remain.



5. Place 1 hero card face-up on each of the 3 slots in the **Tavern**.
6. Every player draws 5 hero cards.
7. After looking at their 5 cards each player must:
 - I. put 1 card face-down in front of them (into their party of heroes)
 - II. put 1 face-down into the **Wilderness**
 - III. keep 3 cards as their starting hand



Example setup for 2 players

A PLAYER'S TURN

Players take turns in clockwise order, starting with a randomly chosen player.

During your turn, follow steps 1-4 in order:

1. Play 1 hand card & perform its ability
OR
Discard up to 3 cards into the Wilderness 🔥
 2. Draw from Tavern 🍷 and/or Harbor ⚓ until you have 4 hand cards
 3. Discard 1 card into the Wilderness 🔥
 4. Fill up empty Tavern 🍷 slots
1. **Play 1 Hero card from your hand and perform its ability**
Play the chosen card face-up in front of you. Move the green and/or red markers left (-) and/or right (+) on the power track as indicated on the card. Also, any additional instructions are performed.
Note: Heroes in front of you form your party.
 - 1.1 Instead of playing 1 hero card you may discard up to 3 hand cards into the Wilderness 🔥. Then continue with step 2.
Note: This might be particularly useful late in the game if you want to avoid triggering the end of the game.

2. **Draw from the Tavern 🍷 and/or Harbor ⚓ until you have 4 hand cards**

You may draw these cards in any order from the 3 Tavern cards or Harbor deck.

Note: Do not fill up the tavern slots after drawing a card. This is done in step 4.



3. **Discard 1 card from your hand face-down into the Wilderness 🔥**

Fill up empty Tavern 🍷 slots

Fill up all empty slots in the tavern by drawing cards from the Harbor ⚓ and placing them face-up. If the Harbor runs out of cards, shuffle all cards of the Wilderness 🔥 pile and use them to form a new Harbor ⚓ pile.



HIDDEN (FACE-DOWN) HEROES

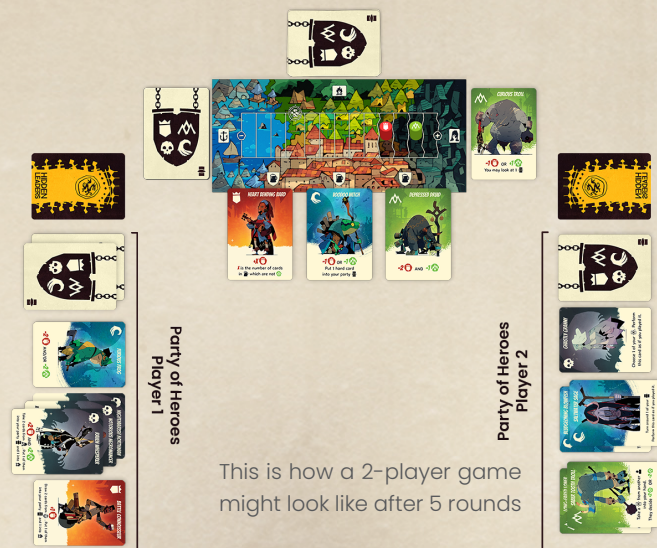
- During game setup, you added 1 of your 5 initial hand cards face-down  to your party. This is a Hidden Hero.
- During the game, some Hero abilities allow you to add new Hidden Heroes to your party, turn around hidden heroes, or look at them.
- When a Hidden Hero is revealed** (turned face-up), their ability **will not be performed** unless explicitly stated by a card.
- Hidden Heroes do not count** toward the total number of heroes needed **to trigger the end** of the game. However, they do count when determining the winner.
- Hidden Heroes have to be grouped as an overlapping stack in your party.  Other players should be able to see in which order they were played. You may not shuffle your hidden heroes unless stated by an ability.
- You may look at your own hidden heroes at any time. Put them back in the same order.



= open, face-up heroes



= hidden, face-down heroes



This is how a 2-player game might look like after 5 rounds



GAME END

The game ends at the end of any player's turn if at least 1 player controls the following number of face-up heroes (👤). Hidden heroes (👤) do not count:

# of players	Full Game	Basic Game
2	8 heroes	7 heroes
3	7 heroes	6 heroes
4	7 heroes	6 heroes
5	6 heroes	5 heroes
6	5 heroes	4 heroes

Note: It is possible that a player other than the currently active player will reach the hero limit (because of the ability of a hero). In this case, the game end is also triggered.

Example: To end, a 4-player game requires 7 open hero cards. Andreas has 5 heroes, Lisa has 6, Markus has 4, and Raphael has 5. On Raphael's turn, he plays the "Underestimated Squire" and turns 1 face-down hero from Lisa's party around. At the end of Raphael's turn, Lisa has 7 face-up heroes, so the game ends. Alternatively, Raphael could have ended the game by playing the "Doubtful Priest," which allows him to play another hero. Thus, he would have had 7 heroes at the end of his turn.



DETERMINING THE WINNER

Only 1 of the 4 factions can be victorious. When the game ends, determine which faction won the conflict by checking the following winning conditions **in this order**:

- **Undead win...** if the red and green power markers are both on the dark war spaces on the tracker. Note: Undead victory trumps the winning condition of the other 3 factions.
- **Water People win...** if the red and green power markers are next to each other or on the same space.
- **Empire wins...** if the red marker is at least 2 steps ahead of the green marker.
- **Tribes win...** if the green marker is at least 2 steps ahead of the red marker.

Next, each player reveals their Hidden Leader card. The player whose hidden leader is aligned with the color of the winning faction wins the game!

Resolving ties and special conditions:

1. If no player is aligned with the winning faction, no player wins the game.
2. If more than 1 player is aligned with the winning faction, then the properly aligned player with the most heroes of the winning faction in their party wins. All heroes are counted (♠+♣).
3. If (2) results in a tie, then the tied player with the lower total number of heroes in their party wins (♠+♣, regardless of faction).
4. If (3) still results in a tie, compare the number on the bottom right corner of the Leader cards. The Leader with the higher number wins.

You are ready to play!

ADJUSTMENT FOR 2 PLAYERS

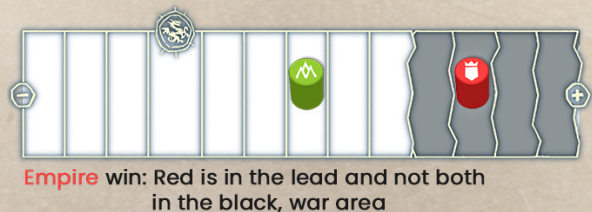
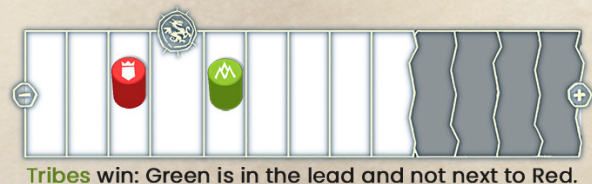
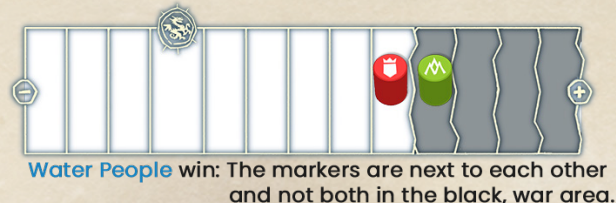
In a 2-player game, it is recommended to remove the following 2 leaders for a more balanced game:

- Enned the Kind
- Pavyr the Opportunist



If you like a challenge, you can keep them in.

EXAMPLES FOR FINAL SCORING AND DETERMINING THE WINNER



GLOSSARY & FAQ

What happens when the marker reaches an end of the power track? The marker's movement is limited by the beginning and end of the power track.

Is there a hand card limit?

There is no general hand card limit. When you draw cards during your turn you can only draw until you have a maximum 4 hero cards. Through some hero's abilities it is possible that you have 4 or even more cards before drawing. In this case, you may not draw additional cards.

CLARIFICATION ON SOME TERMS

- **Leader:** Each player has 1 leader. Your leader defines the 2 factions with which you are aligned and can win with.
- **Hero:** Each hero belongs to 1 of the 4 factions. Every player may play a hero card on each of their turns. All heroes have an ability.
- **Ability:** Performed when playing a hero card. This includes moving the red or green marker as well as any printed text. If a hero's ability can't be performed, you ignore this part of the ability, but you can still put the hero into your party. e.g. "Kill an undead hero." You can play this card even if no undead hero is in the game that you can kill. If an undead hero is in the game, you have to kill one.
- **Party:** When a hero is played, they are put in front of the player. All played heroes, both hidden and open, form the player's party.

- **Factions:** There are 4 factions represented by a color, symbol, different heroes, and a unique way to become victorious.
- **Power Markers:** There are 2 markers (red & green). They are moved left (-) and right (+) on the power track on the board to determine the winning faction. The marker that is farther to the right on the track is the leading marker, while the one that is farther to the left is the marker behind (if both are on the same space, then neither is leading or behind).
- **Harbor:** The draw pile containing Hero cards.
- **Tavern:** The Tavern consists of 3 slots with face-up heroes players can draw cards from.
- **Graveyard:** If a hero is killed, this hero is put on top of the Graveyard face-up. Only the top card of the graveyard is visible.
- **Wilderness:** The face-down discard pile.
- **Deceased Emperor:** Is the only hero in the graveyard at the beginning of the game. Some hero's abilities allow you to bring him into your party or hand. Then he acts as a multi-color joker, but has no further effects.
- **"Exchange"** means swapping 2 cards without executing their abilities except if explicitly stated on the card.
- **"At random"** means you shuffle the targeted cards and draw a random card from them.
- **"Put"** means putting a hero somewhere (in your party, in the tavern...) without executing their abilities except if explicitly stated on the card.
- **"Turn around"** means changing a hero card from  to  or the other way around


SUMMARY

Game Setup: (p. 4)

1. Deal 1 leader to every player
2. Place the 2 power makers on the board. 3 Hero cards in the tavern and the „Deceased Emperor“ in the graveyard
3. Every player draws 5 cards, discards 1 and puts 1 face-down into their party.

A players turn: (p. 6)

1. Play 1 card from your hand
OR discard up to 3 cards
2. Draw from Tavern and/or Harbor until you have 4 hand cards
3. Discard 1 card into the Wilderness
4. Fill-up the Tavern

Number of face-up  heroes to trigger the game end (p.10)		
# of players	Full Game	Basic Game
2	8 heroes	7 heroes
3	7 heroes	6 heroes
4	7 heroes	6 heroes
5	6 heroes	5 heroes
6	5 heroes	4 heroes



Undead win: Red and green are both on the dark war spaces



Water People win: Red and green are next to each other or on the same space



Empire win: Red marker is at least 2 steps ahead of the Green



Tribes win: Green marker is at least 2 steps ahead of the Red

Resolve ties for winning leaders:

1. Player with larger number of heroes of the winning color
2. Player with lower total number of heroes
3. Player with the higher number on their leader card